

Flutter Certified Application Developer

Exam Sample



- The exam consists of 45 multiple-choice questions.
- Exam duration is 90 minutes.
- The passing grade is 70%.
- All Android ATC exams are closed-book exams.
- Candidates who have attended the Android ATC course are expected to pass this exam easily.



Q1. TextField widget allows app users to type text into an app.

- a. True
- b. False

Answer : True

Q2. The following code is used to add a floating action button to a Flutter app interface.

```
floatingActionButton: FloatingActionButton(  
    child: Icon(Icons.phone),  
    ),
```

Which of the following function or method can be used to add an action to this button if the app user taps this button?

- a. GoTo
- b. onPressed
- c. JumupNow
- d. flyTo

Answer : b

Q3. Adding a Slider widget in a Flutter app interface should be used to select multiple values at the same time.

- a. True
- b. False

Answer : False

Q4. If you created a Flutter app using the Firebase services where the app users had to login to this App using Firebase user accounts (email and password), which of the following Firebase products store these app users' accounts?

- a. Database
- b. Authentication
- c. Storage
- d. Hosting

Answer : b

Q5. This Flutter widget is used to toggle the on/off state of a single setting. Which of the following choices represents this definition?

- a. onOff Widget
- b. SlideA Widget
- c. noYes Widget
- d. Switch Widget

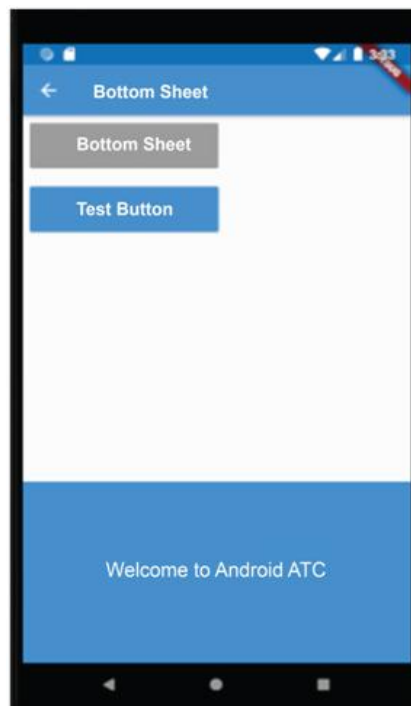
Answer : d

Q6. The Container is a Flutter widget that allows you to customize, compose, decorate and position its child widget.

- a. True
- b. False

Answer : True

Q7. Assume that you designed a Flutter app as illustrated in the image of this question. When you tapped the "Bottom Sheet" button, you got a bottom sheet including the text "Welcome to Android ATC". But, you were not able to tap the "Test Button" button in this app interface when this bottom sheet was active.



Which of the following choices about the type of this Bottom Sheet Widget is correct?

- a. Persistent Bottom Sheet
- b. Modal Bottom Sheet
- c. Middle Bottom Sheet
- d. Secure Bottom Sheet

Answer : b

Q8. In Flutter, AlertDialog Widget is similar to a small interface which appears for a few seconds at the bottom of the app user interface when the app user takes a specific action such as clicking a button.

- a. True
- b. False

Answer : False

Q9. A plug-in is used to enter the date in your Flutter app interface instead of asking an app user to add it manually.

Which is of the choices below represents this definition?

- a. DateInsert() widget
- b. Date Picker plug-in
- c. Date Dialog plug-in
- d. Date Mark plug-in

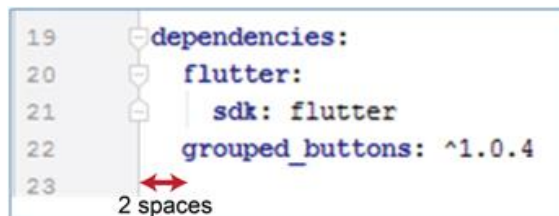
Answer : b

Q10. When you want to create a Flutter app, you need to configure a lot of widgets and change their format. You don't need to create everything from scratch. You can easily add the Scaffold class or widget to your app. This class implements the basic material design visual layout structure for your app.

- a. True
- b. False

Answer : True

Q11. To configure a CheckboxGroup or a RadioButtonGroup in a Flutter app, first you should set the configurations which are illustrated in the image of this question.



```
19 dependencies:
20   flutter:
21     sdk: flutter
22     grouped_buttons: ^1.0.4
23
```

2 spaces

What is the file name which includes these configurations?

- a. README.md
- b. AndroidManifest.xml
- c. pubspec.yaml
- d. gradlew.bat

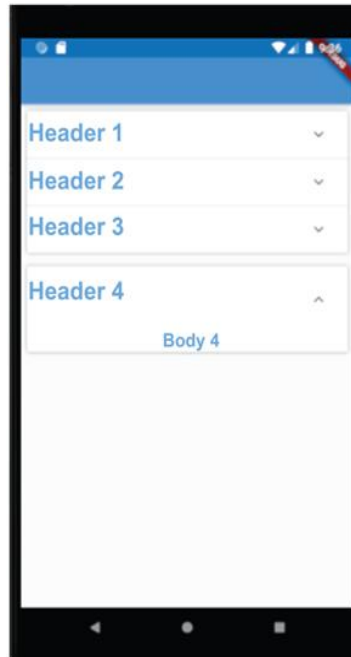
Answer : c

Q12. You may add a lot of properties to your Container widget such as background color, size, padding, margins, borders or the shape of text, and other properties.

- a. True
- b. False

Answer : True

Q13. Check the image of the app interface in this question.
Which type of Flutter widgets is used in designing this app interface ?



- a. Switch Widget
- b. CupertinoAlertDialog Widget
- c. Expansion Panel Widget
- d. Bottom Sheet Widget

Answer : c

Q14. After you create a Flutter app, you need to configure an app icon for your app.

The question is:

If you configure an app icon to your Android code of this Flutter app, the icon of your iOS code for the same Flutter app will be added automatically.

- a. True
- b. False

Answer : False

Q15. Select the correct choice below to complete the following sentence:

SnackBar widget is used if you want to let your app pop up a message..... at the bottom of your app interface.

- a. For a few seconds
- b. Forever
- c. Until the app user taps the close button of this message
- d. Until the app user taps the OK button for of message

Answer : a

Q16. A Stateful widget is a dynamic widget which can change the appearance of its content in response to events triggered by user's interactions or when it receives data.

- a. True
- b. False

Answer : True

Q17. How many child widgets can be added to the Container widget?

- a. Unlimited children widgets
- b. Only one child widget
- c. Two children widgets
- d. Three children widgets

Answer : b

Q18. Which of the following property should you use to add a label, icon, and an inline hint text to the TextField widget ?

- a. ListView
- b. InputDecoration
- c. SizeBox
- d. shrinkWrap: true

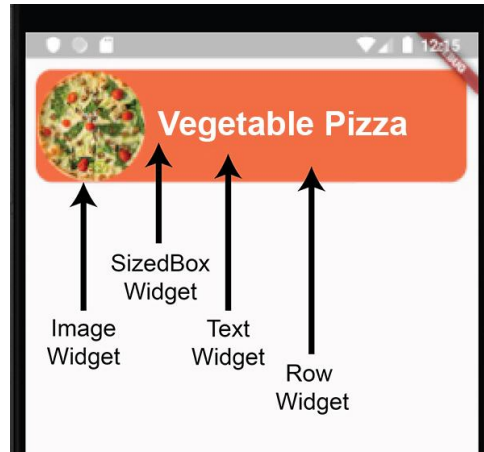
Answer : b

Q19. You can add or import a new font to your Flutter by pasting this font file in a font folder in your Flutter project without needing to declare this font file or the font folder in the pubspec.yaml.
Is this correct ?

- a. True
- b. False

Answer : False

Q20. presentation [This question includes an image for an app interface.



Which of the following choices is correct about the widget which includes all these children widgets?

- a. Card Widget
- b. SnackBar Widget
- c. TextField Widget
- d. AlertDialog Widget

Answer : a

Q21. If you install the Flutter SDK on your computer and configure it as a plug-in for Android Studio or another IDE software, Android Studio will be able to create Flutter apps.

- a. True
- b. False

Answer : True

Q22. This widget is used to wrap a Column, Row, Container, or other widgets. This widget adds a filling size around the child widget.

Which of the following term is this definition for?

- a. Image
- b. SnackBar
- c. Padding
- d. AlertDialog

Answer : c

Q23. In this question, check the four images, then answer the following question:

Image 1



Image 2


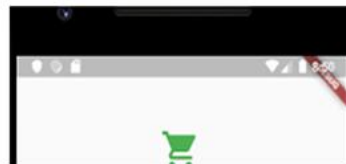


Image 3



Image 4



Which image is the run output of the following Dart code?

```
import 'package:flutter/material.dart';

void main() {
  runApp(MaterialApp(
    home: Scaffold(
      body: SafeArea(
        child: Container(
          child: Icon(
            Icons.shopping_cart,
            size: 50,
            color: Colors.green,
          ),
        ),
      ),
    ),
  ));
}
```

The correct answer is :

- a. Image 1
- b. Image 2
- c. Image 3
- d. Image 4

Answer : a

Q24. If you want to create a Flutter app using a Mac computer, you need to install Android Studio or another IDE software and another prerequisite software Flutter SDK. However, you can test your Flutter apps using iPhone emulator only.

- a. True
- b. False

Answer : False

Q25. This widget helps you to have a specific width and/or height between widgets. Which of the following term is this definition for?

- a. AppBar
- b. SizedBox
- c. SafeArea
- d. onChanged

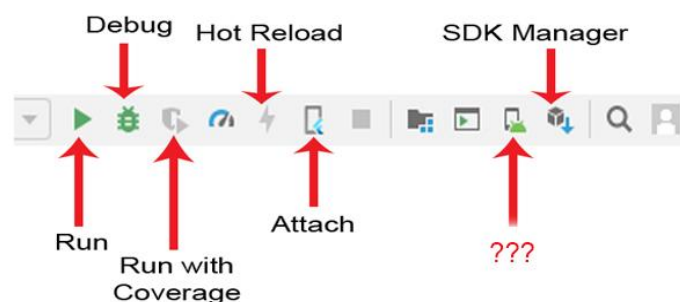
Answer : b

Q26. When you build a Flutter app, you can use an Android or an iPhone emulator to test your app UI (user interface) and its work flow. But you can NOT test this app on a real Android or iPhone device before publishing your app on Apple or Google store.

- a. True
- b. False

Answer : False

Q27. The image in this question includes a part of Android Studio tools bar.



Which of the following choices is correct about the missing icon name (represented by question marks)?

- a. AVD Manager (Android Virtual Device Manager)
- b. SDK Update
- c. SDK Manager
- d. Insert Image

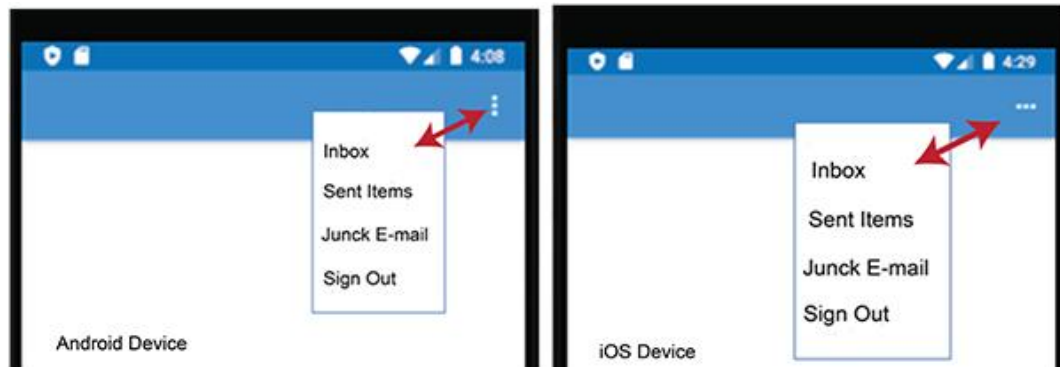
Answer : a

Q28. Flutter widgets are the basic building blocks of a Flutter user interface. Almost everything in Flutter app is a widget such as images, icons, texts, menus, buttons, row, column etc.

- a. True
- b. False

Answer : True

Q29. presentation [The image of this question includes a Flutter app interface run result as it appears on Android and on iOS emulators. When the app user taps the button on the app title bar, he/she will get a menu with some items.



Which of the following Flutter widgets is used to create this type of buttons ?

- a. PopupMenuButton Widget
- b. ButtonBar Widget
- c. OutlineButton Widget
- d. DropdownButton Widget

Answer : a

Q30. In Flutter development, you can add three rows inside a column and add an image within each row.

- a. True
- b. False

Answer : True

Q31. Flutter works with many development tools which are compatible with Flutter plug-ins (Flutter SDK). Which of the following software can be used to build a Flutter app ? (Select three)

- a. NotePad
- b. Visual Studio
- c. IntelliJ
- d. Android Studio

Answer : b,c & d

Q32. command checks your environment and displays a report of the status of your Flutter and Android Studio other than IDE software installation.

Which of the following choices is the correct answer to fill in the blank above?

- a. Flutter Doctor
- b. Flutter Connection
- c. Flutter Screen
- d. Flutter IDE_XML

Answer : a

Q33. A floating action button in Flutter development is by default a circular icon button, and you should add the Icon widget as a child widget of FloatingActionButton widget.

Which of the following choices is correct to add a phone icon to the FloatingActionButton widget in a Flutter app ?

- a. Icon<"phone">,
- b. icon(icon.style:"phone"),
- c. Icon(Icons.phone),
- d. icon=phone.Flutter,

Answer : c

Q34. The image in this question is a part of Flutter app interface which includes four TextFields. When the app user types anything in the password TextField, all the characters in the text field are replaced with stars to hide the user's password. To do this, you should add a specific property to the password TextField widget.



Which of the following choices is the property and what property value should one add to the password TextField widget to get this type of secure input ?

- a. obscureText: true
- b. secureText:yes
- c. password:stars
- d. password:hide

Answer : a

Q35. Check the image in this question first, then assume that you added this Dart code in a Flutter app to create three radio buttons to your app interface. However; you got an error message. There is something that is still missing in this code.

```
RadioButtonGroup(  
  labelStyle: TextStyle(fontSize: 20.0),  
  labels: <String>[  
    "Small",  
    "Medium",  
    "Large",  
  ],  
)
```

What should you do to correct the error in this code?

- a. Add a square bracket "]" to close the labels property square bracket.
- b. You cannot add radio buttons to Flutter apps.
- c. Replace the square brackets with two braces brackets { }.
- d. Replace the RadioButtonGroup widget with RadioButton widget.

Answer : a

Q36. The code in this image is to add a Slider widget to a Flutter app interface. The divisions property value is 4. What does that mean?

```
var rating = 0.0;  
...  
...  
  
Slider(  
  value: rating,  
  onChanged: (newRating) {  
    setState(() => rating = newRating);  
  },  
  divisions: 4,  
  label: "$rating",  
  min: 0,  
  max: 100,  
)
```

- a. It means that the slider will have 4 values other than the start or the minimum value is 0. The values are 0, 25, 50, 75, and 100.
- b. It means that the slider will have 3 values only. The values are 0, 50, and 100.
- c. It means that the slider will have 6 values.. The values are 0, 20, 40, 60, 80 and 100.
- d. It means that the slider will have only 2 values. The values are 0, and 100.

Answer : a

Q37. Which of the following choices is the best answer for adding an image from your computer hard disk to a Flutter project ?

- a. You cannot add an image from your computer hard disk to a Flutter project. You can only configure your code to use an image from a web link .
- b. Add a new folder (directory) to your Flutter file structure, copy the image from your hard disk, paste this image in the image folder then configure your Dart file in this Flutter project to use this image file name.
- d. Add a new folder (directory) to your Flutter file structure, copy the image from your hard disk, paste this image in the image folder, configure your Dart file in this Flutter project to use this image file name, configure your Flutter project **pubspec.yaml** file to use this image folder, then click "Packages get" at the top of pubspec.yaml file.
- d. Click File menu in any Flutter IDE, select Insert, select Image, browse to select the image, click Save three times, and then restart your IDE.

Answer : c

Q38. Fill in the blank with the correct answer that completes the following sentence.

If you have any error in your Dart code of your Flutter app, the at the status bar of your Android Studio displays the error description and also displays the line of the code on which the error is. Also, in most cases the description field in this console gives you an idea about the reason of the error.

What is the name of this console?

- a. Terminal
- b. Dart Analysis
- c. Run
- d. Hot Reload

Answer : b

Q39. Firebase offers two cloud-based, client-accessible database solutions. Which of the following choices is a Firebase database type?

- a. SQL and MySQL
- b. Realtime Database and Cloud Firestore
- c. Cloud Firestore and MySQL
- d. Realtime Database and SQL

Answer : b

Q40. Assume that you have a Flutter app and the code of main.dart file is as follows:

```
import 'package:flutter/material.dart';

void main() => runApp(MyApp());

class MyApp extends StatelessWidget {
  @override
  Widget build(BuildContext context) {
    return MaterialApp(
      home: Scaffold(
        appBar: AppBar(
          title: Text('Layout'),
        ),
        body: Row(
          mainAxisAlignment: MainAxisAlignment.spaceBetween,
          children: <Widget>[
            Icon(Icons.settings),
            Icon(Icons.settings),
            Icon(Icons.settings),
            Icon(Icons.settings),
          ],
        ),
      ),
    );
  }
}
```

Check the images in this question and answer which of these images is the run output of this app?



Image 1



Image 2



Image 3



Image 4

- a. Image 1
- b. Image 2
- c. Image 3
- d. Image 4

Answer : b

Q41. The image in this question includes a Dart code for a Raised button widget. When the app user taps this button, the app will display the content of Screen2() class of this app using Navigator.push navigation technique.

```
 RaisedButton( color: Colors.green,
               child: Text('Go To Screen 2'),
               onPressed: () {
                 Navigator.push(!!!,
                               MaterialPageRoute(builder: (context) {
                                 return Screen2();
                               })),
               );
            },
```

To do this you should replace the !!! in this Navigator.push class with

- a. anchor
- b. context
- c. title
- d. path

Answer : b

Q42. The image in this question includes a Flutter app interface which uses three tabs to navigate the app content.

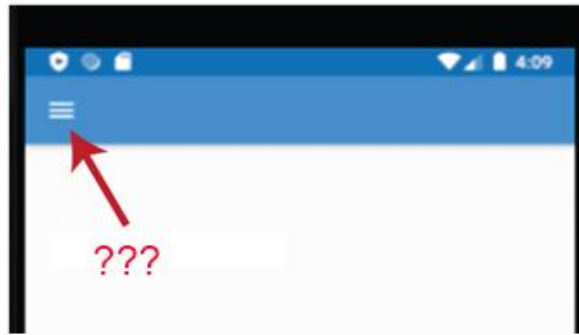


Which of the following choices is the parent widget for the TabBar and TabBarView widgets?

- a. DefaultTabController
- b. TabScreenSelect
- c. TabOptions
- d. TableTabSelect

Answer : a

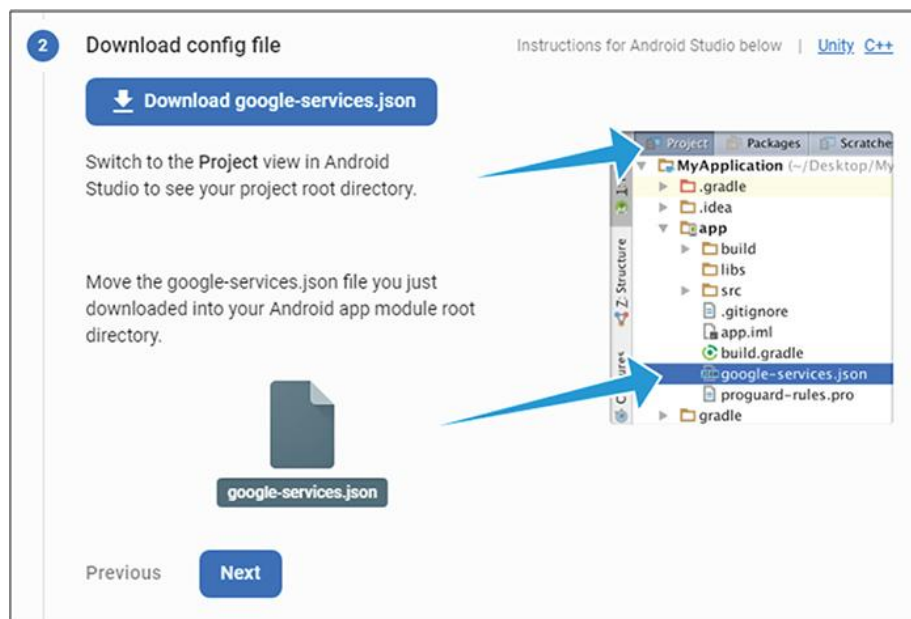
Q43. The image in this question includes a Flutter app interface. Which Flutter widget has been added to this app title bar to add this navigation button?



- a. Tab Widget
- b. Drawer Widget
- c. SubMenu Widget
- d. ShortCut Widget

Answer : b

Q44. While configuring your Android app on Firebase web site, you should download the google-services.json file from Firebase web site and add it to your Android app files as illustrated in the image of this question.

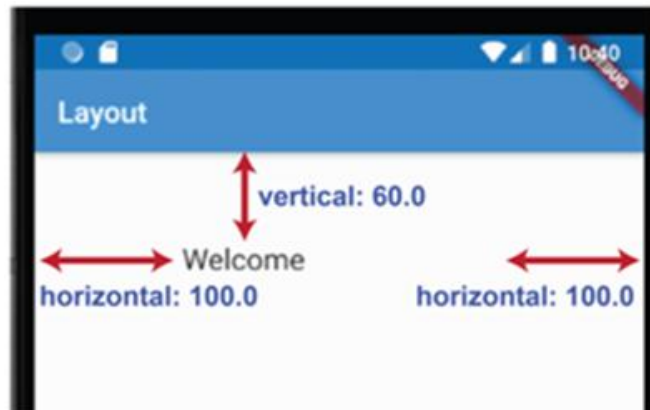


Select the best answer from the following choices: What is the main role of this file for your app?

- a. This configuration file includes the https connection settings between your Android app and Firebase services.
- b. This file includes your user name and password for Firebase web site.
- c. This file role is to import the latest security updates from Firebase web site to app users.
- d. This file checks if the app user's device has Internet connection each time the app user starts it.

Answer : a

Q45. As illustrated in the image in this question, to get the Text value: "Welcome" in this app interface, you may configure the Text widget as a child widget of the Container widget in the following code:



```
Container(  
  margin: XXXXXXXXX (vertical: 60.0, horizontal: 100.0),  
  child: Text(  
    "Welcome",  
    style: TextStyle(fontSize: 20.0),  
  ),  
)
```

But, you should replace the XXXXXXXXX with one of the following choices. Which of the following is the best answer ?

- a. VH.Margin
- b. Margin.VH
- c. Align.Center
- d. EdgeInsets.symmetric

Answer : d